

# Hand Pump HYDRAULIC P SERIES

**197 to 738 cm<sup>3</sup> reservoir**  
Single-Speed  
Single-Acting

Best suited for applications where there is little or no free travel.

- All metal construction, won't burn through in welding environments.
- Formed metal handle provides less flex, and reduces operator fatigue.
- Convenient fill port on P23 and P55 allows pumps to be filled in a horizontal or vertical position.
- Fill cap seal acts as safety valve preventing over-pressurizing of reservoir.
- Relief valve inboard of check valve prevents loads from drifting down.
- Large valve knob gives added control for slowly metering loads down.



P12

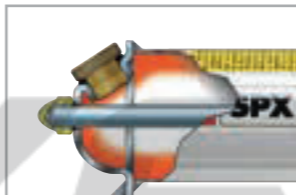


P23

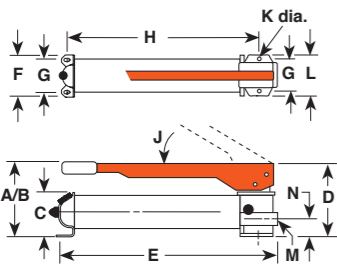


700 bar

P55



Power Team hand pumps, with the angled fill port, have a built in "relief valve" protection system. This system is designed to protect over-pressurization of the reservoir from sudden back pressure. This system also works as a seal to prevent oil leaks.



Pump No.	A (mm)	B (mm)	C (mm)	D (mm)	E (mm)	F (mm)	G (mm)	H (mm)	J (deg.)	K (mm)	L (mm)	M (in)	N (mm)
P12	101,6	—	—	101,6	342,9	85,7	55,6	—	45°	4,8	85,7	3/8-NPTF	28,6
* P23	158,8	330,2	88,9	141,3	346,1	108,0	82,6	261,6	38°	7,9	120,7	3/8-NPTF	41,3
* The P23 pump maximum pressure is 21.0 bar only.													
P55	165,1	533,4	88,9	141,3	584,2	108,0	82,6	501,7	38°	7,9	120,7	3/8-NPTF	41,3

For Use With	Order No.	Volume & Pressure				Handle Effort (kg)	Reservoir		Oil Port (in)	Product Weight (kg)	
		Speed	Volume per Stroke (cm <sup>3</sup> )	Maximum Pressure (bar)	Oil Capacity (cm <sup>3</sup> )		Usable Oil Capacity (cm <sup>3</sup> )				
Single Acting	P12	1	—	1,1	—	700	34	197	148	3/8-NPTF	2,6
Cylinders*	P23	1	—	2,6	—	210	32	390	333	3/8-NPTF	5,5
	P55	1	—	2,6	—	700	66	902	738	3/8-NPTF	7,2

\* Pump includes 2-Way Valve

# Hand Pump HYDRAULIC P SERIES

**400 to 1131 cm<sup>3</sup> reservoir**  
Two-Speed  
Single-Acting

Pump automatically shifts into the high pressure lift stage upon contact with the load.

700 bar

- All metal construction won't burn through in welding environments.
- Two-speed reduces handle strokes so you work faster and easier.
- Formed metal handle provides less flex, and reduces operator fatigue.
- Convenient fill port allows pumps to be filled in a horizontal or vertical position.
- Relief valve inboard of check valve prevents loads from drifting down.
- Large valve knob gives added control for slowly metering loads down.



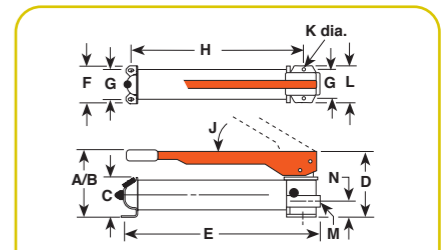
P59L

### P19L/P59L

- More usable oil volume — use with larger or longer stroke cylinders.
- True unloading valve set for 850 PSI (59 Bar) provides more efficiency and lower handle force.
- Link design reduces handle effort by 40%.
- Durable aluminum reservoir, manifold, and end cap.
- Ergonomic non-slip handle grip provides more comfort.
- Spring loaded handle lock incorporated into handle.



P19



Pump No.	A (mm)	B (mm)	C (mm)	D (mm)	E (mm)	F (mm)	G (mm)	H (mm)	J (deg.)	K (mm)	L (mm)	M (in)	N (mm)
P19	139,7	371,5	73,0	115,9	347,7	101,6	82,6	281,0	53°	7,9	101,6	3/8-NPTF	35,7
P19L	141,5	—	—	—	347,7	104,1	82,6	281,0	40°	7,9	104,1	3/8-NPTF	—
P59	177,8	533,4	88,9	127,0	584,2	108,0	82,6	501,7	38°	7,9	120,7	3/8-NPTF	41,3
P59L	177,8	—	—	—	533,4	120,7	82,6	501,7	50°	7,9	120,7	3/8-NPTF	—
P59F	88,9	425,5	88,9	152,4	590,6	108,0	82,6	514,4	—	7,9	114,3	3/8-NPTF	42,9

For Use With	Order No.	Volume & Pressure				Handle Effort (kg)	Reservoir		Oil Port (in)	Product Weight (kg)	
		Speed	Volume per Stroke (cm <sup>3</sup> )	Maximum Pressure (bar)	Oil Capacity (cm <sup>3</sup> )		Usable Oil Capacity (cm <sup>3</sup> )				
Single Acting	P19	2	5,0	1,2	22	700	45	400	328	3/8-NPTF	3,0
Cylinders*	P19L	2	4,1	0,9	70	700	37	475	443	3/8-NPTF	2,3
	P59	2	10,9	2,6	22	700	66	902	738	3/8-NPTF	7,8
	P59L	2	12	2,6	59	700	44	1131	1082	3/8-NPTF	4,1
	P59F	2	9,0	2,1	22	700	55	902	738	3/8-NPTF	6,4

LP = Low Pressure  
HP = High Pressure

\*Pump includes 2-Way Valve

